

ARMSTRONG

Series 4030



LEAFLET NO: K4.110
DATE: March 1998
SUPERSEDES: K3.1
DATE: Sept. 1995

Long Coupled End Suction Pumps

ARMSTRONG PUMPS - HALLMARK OF QUALITY

- ❑ Armstrong - Manufacturer of pumps since 1934
- ❑ Base mounted pump designs continuously updated
- ❑ Traditional features combined with cutting edge concepts

TRADITIONAL FEATURES:

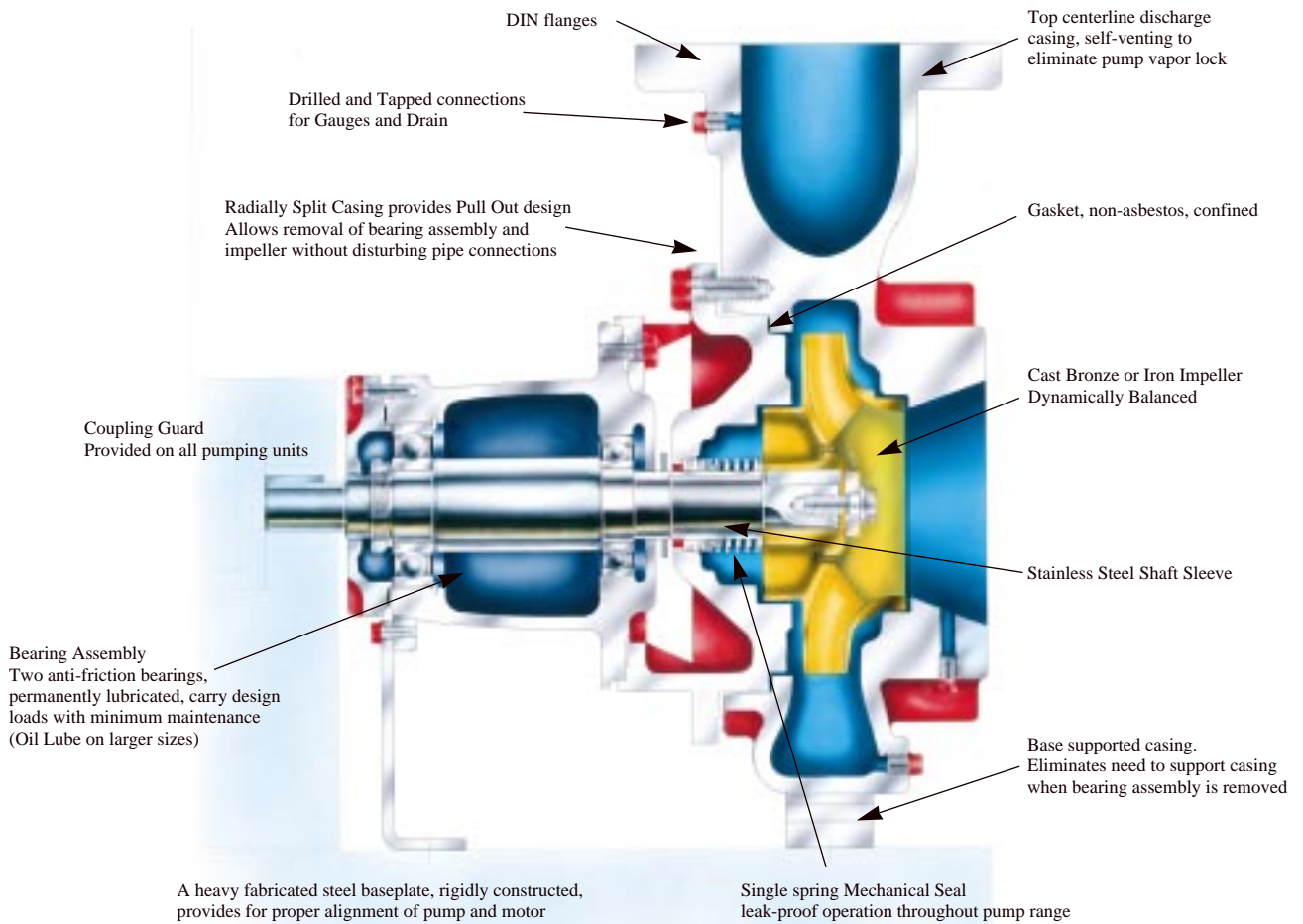
- ❑ Back Pull Out Design
- ❑ One Piece Baseplate
- ❑ Base Supported Radially Split Casing
- ❑ Flexible Coupling, with Guard
- ❑ Drain and Gauge Connections
- ❑ Cast Iron Housing, Bronze Fitted Construction
- ❑ All Iron and Ductile Iron Construction available
- ❑ Designed, Manufactured, and Tested to Exacting Standards

CURRENT DESIGN CONCEPTS:

- ❑ Centerline Discharge Casing
- ❑ Large Flow Range
- ❑ DIN Flanged Casing
- ❑ Pre-Lubricated and Sealed Ball Bearings
- ❑ Confined Casing Gasket
- ❑ Mechanical Seal with O-Ring Mounted Seat
- ❑ Stainless Steel Shaft Sleeve

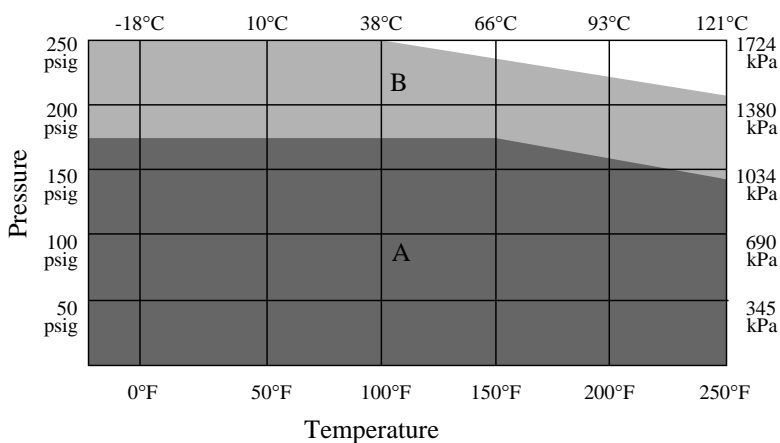


BASE MOUNTED CENTRIFUGAL PUMPS



SERIES 4030 – SIMPLY THE BEST BASE MOUNTED PUMP DESIGN IN TODAY’S HVAC INDUSTRY!

PRESSURE^②/TEMPERATURE CHART^① SERIES 4030



A - CAST IRON - PN16 flanges
Standard Seal

B - DUCTILE IRON - PN16 flanges to 1600 kPa
PN25 1600-2500 kPa

① - All values are based on clear, clean water
Values may change with other liquids.

② - Hydrostatic test pressure at ambient temperature
is 150% maximum working pressure.

SERIES 4030

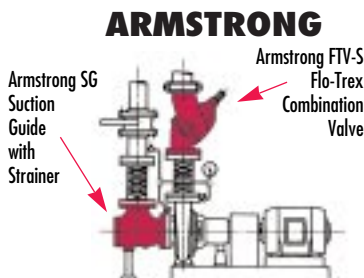
BASE MOUNTED PUMPS

TYPICAL SPECIFICATION:

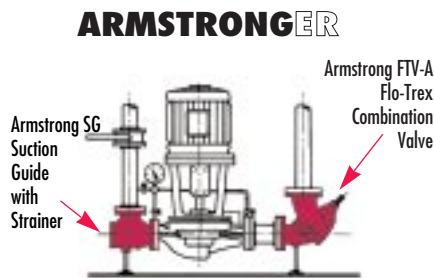
1.1 CIRCULATING PUMPS

1. Furnish and install, as indicated on the plans and specifications, Armstrong Series 4030 base mounted centrifugal pumps.
2. The pump shall be single, end suction type with radially split, top center-line discharge, self-venting casing. The casing-to-cover gasket shall be confined on the atmospheric side to prevent blow-out possibility.
3. Pump construction shall be cast iron, bronze fitted (all iron, all bronze, ductile iron) and shall be fitted with a long-life, self lubricating, drip-tight mechanical seal, with O-ring seat retainer, designed for the specified maximum temperature and pressure.
4. The shaft shall be fitted with a Stainless Steel shaft sleeve and be supported by two heavy duty ball bearings. The design shall allow Back Pull Out servicing, enabling the complete rotating assembly to be removed without disturbing the casing piping connections.
5. The pump shall be mounted on a rigid, single piece baseplate, with grouting hole, and connected by flexible coupling, with guard, to a __kW, __Hz, __ph, __volts, __rpm, __enclosure squirrel cage, induction type motor of standard (premium, __%) efficiency and suitable for direct on line/star delta starting.
6. The housing shall be hydrostatically tested to 150% maximum working pressure.
7. The unit shall be suitable for the conditions shown on the pump schedule.

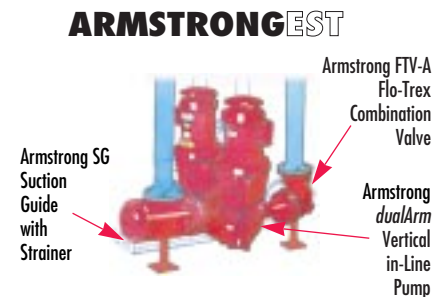
NEED TO REDUCE SPACE REQUIREMENTS AND INSTALLATION COSTS?



Base mounted pump with Suction Guide and Flo-Trex valve.
Eliminates cost and space of:
Suction: Y-Strainer
Long Radius Elbow
Min. Straight Pipe Run
Discharge: Long Radius Elbow
Check Valve
Isolating Valve
Throttling Valve



Vertical In-Line with Suction Guide and Flo-Trex Valve.
Eliminates cost and space of:
All the items listed under base mounted pump, also saves:
Inertia Base with spring mounts
Flexible Pipe Connectors
Grouting
Field Alignment
Split Couplings available for ease of mechanical seal replacement



dualArm Vertical In-Line
Incorporates two pumps in a casing with single inlet and outlet connections. Enables standby or parallel operation with only one set of piping. Casing design and port valves allow one pump to be removed for service with the second pump still operating. When installed with Suction Guide and Flo-Trex valve the *dualArm* represents the greatest Life Cycle Value in today's commercial HVAC market.

Our policy is one of continuous improvement and we reserve the right to alter our dimensions, designs and specifications without notice.

Armstrong Pumps Limited
Peartree Road, Stanway
Colchester, Essex
United Kingdom, C03 5JX
Tel.: 01206-579491
Fax: 01206-760532

S.A. Armstrong Limited
23 Bertrand Avenue
Toronto, Ontario
Canada, M1L 2P3
Tel.: (416) 755-2291
Fax: (416) 759-9101



Armstrong Pumps Inc.
93 East Avenue
Buffalo, New York
U.S.A., 14120-6594
Tel.: (716) 693-8813
Fax: (716) 693-8970

Armstrong Darling Inc.
2200 Place Transcanadienne
Montreal, Quebec
Canada, H9P 2X5
Tel.: (514) 421-2424
Fax: (514) 421-2436

